



# SRT Individual Report for ECON 3101 003 Intermediate Microeconomics (Diego De Sousa Rodrigues) - Fall 2020

Project Title: **Student Rating of Teaching - Fall 2020**

Courses Audience: **34**  
Responses Received: **12**  
Response Ratio: **35.29%**

---

## Report Comments

Office of Measurement Services  
Phone: 612.626.0006  
Fax: 612.624.1336  
879 29th Ave. S.E. Room 103  
Minneapolis, MN 55414  
<http://oms.umn.edu>  
[eval@umn.edu](mailto:eval@umn.edu)

©2020 Regents of the University of Minnesota. All rights reserved.  
The University of Minnesota is an equal opportunity educator and employer.

---

Creation Date: **Wednesday, January 27, 2021**

### **Message from the Vice Provost for Faculty and Academic Affairs**

The University is committed to monitoring and improving students' educational experiences. Student Ratings of Teaching (SRT) help to ensure that the student voice is present in fulfilling this mission. We encourage all instructors to incorporate student feedback into your ongoing efforts to improve your teaching and your courses.

#### **How SRT Results may be Used**

Evaluations of teaching provide information intended to help improve teaching, and may also be available to assist students in course selection and/or to inform administrative decisions on salary, tenure, and promotion. Specific use of SRT results may vary by campus and/or college as described in relevant university or unit policies.

#### **Resources for Improving Instruction**

Tools and tips for improving course instruction can be found on the OMS website ([oms.umn.edu/srt](http://oms.umn.edu/srt)), under the faculty section.

Among the available resources is a guide for connecting your teaching practices with the SRT. This guide was created by the Center for Educational Innovation ([cei.umn.edu](http://cei.umn.edu)) and provides suggestions for improving instructional practices in relation to SRT items.

#### **About this Report**

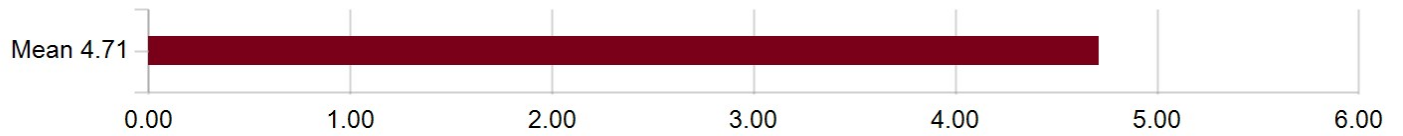
This report contains all ratings provided by the students in your courses who submitted SRT responses. Mean (average) scores are reported as well as the frequency of how often each response was given for each item. Results are provided in the following order:

1. Score graph and frequency graphs for instructor items
2. Score graph and frequency graphs for course items
3. Comments regarding instructor
4. Comments regarding course


For additional information about evaluation of teaching, please reference the Evaluation of Teaching policy for your campus. The policy for Twin Cities, Crookston, Morris, and Rochester can be found here: <http://policy.umn.edu/education/teachingevaluation>.

Sincerely,  
Rebecca Ropers  
Vice Provost for Faculty and Academic Affairs

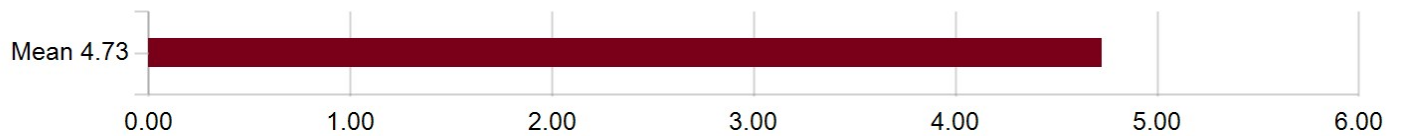
Instructor Items Overall



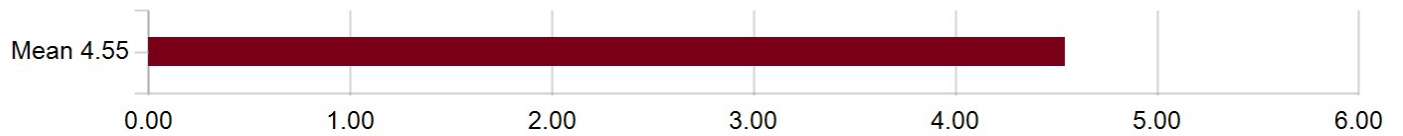
1. The instructor was well prepared for class.



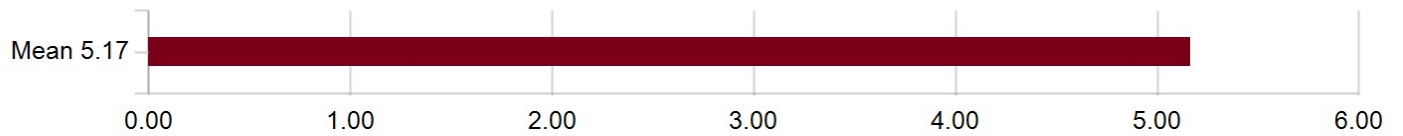
2. The instructor presented the subject matter clearly.



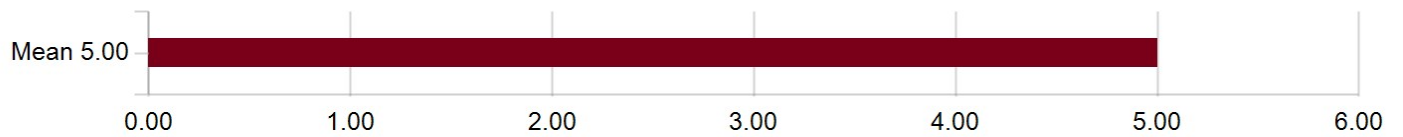
3. Interactions with the instructor helped me learn.



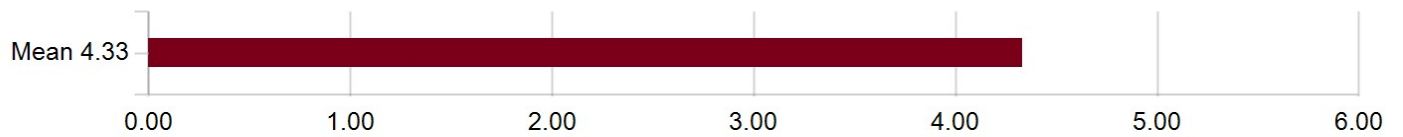
4. The instructor treated me with respect.

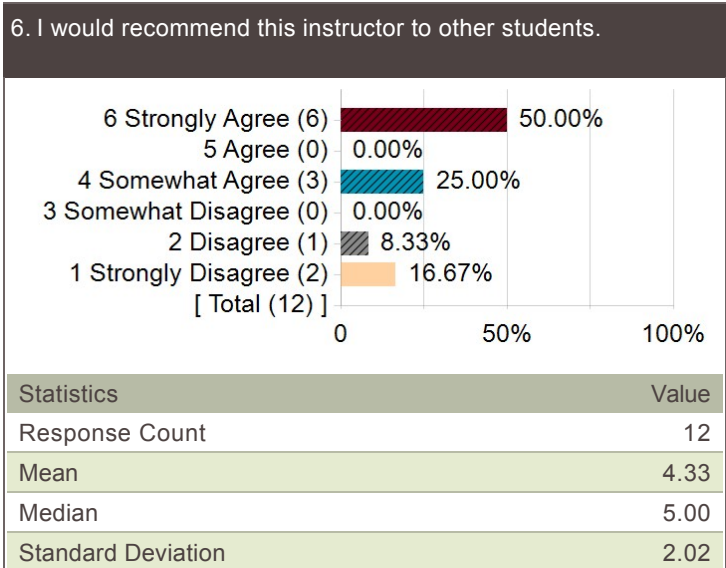
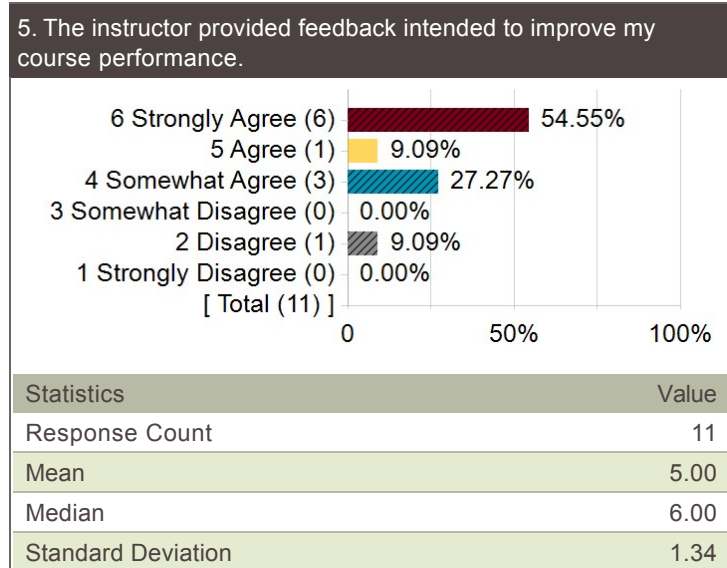
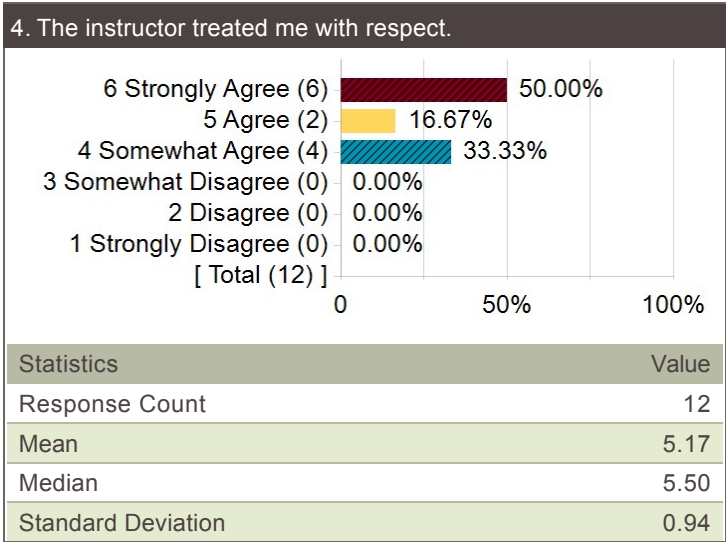
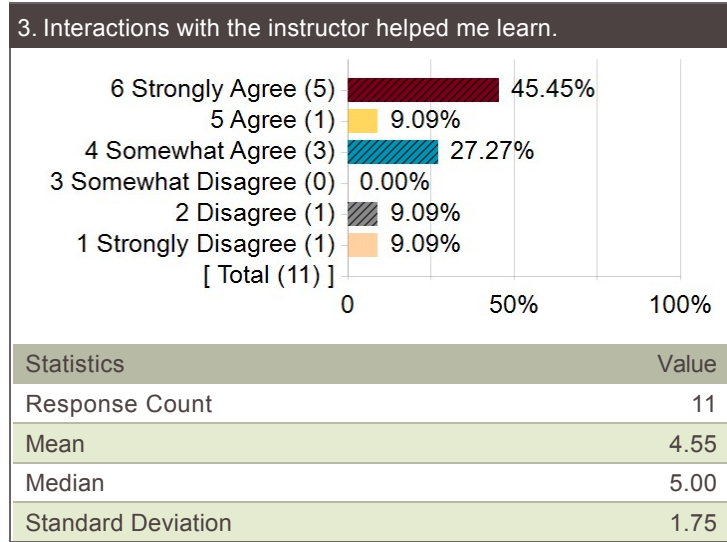
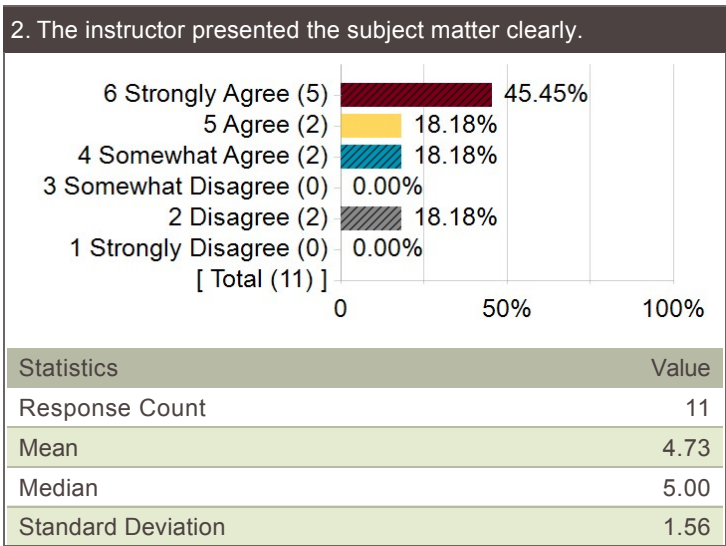
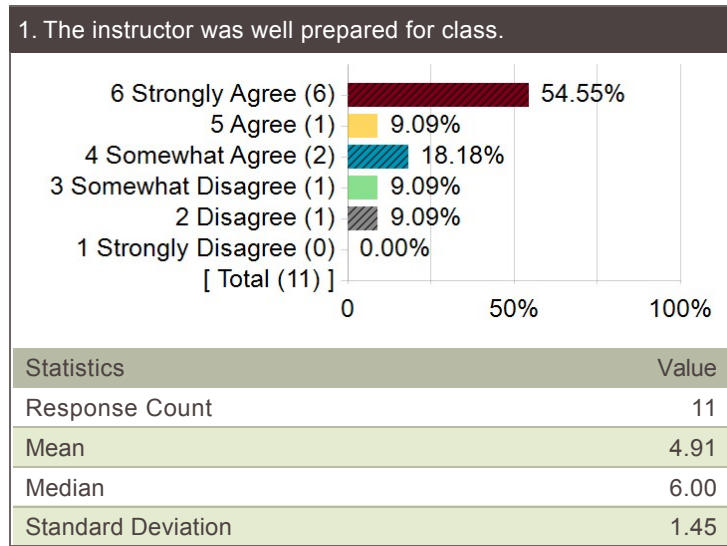


5. The instructor provided feedback intended to improve my course performance.

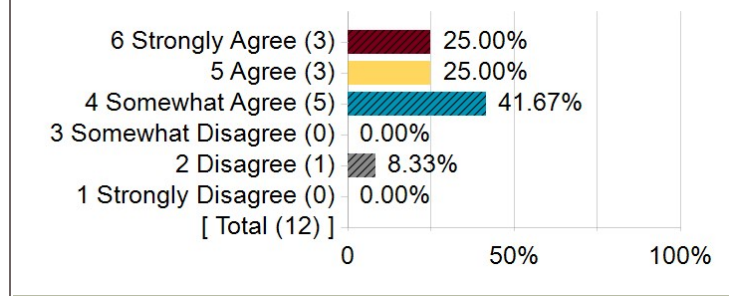
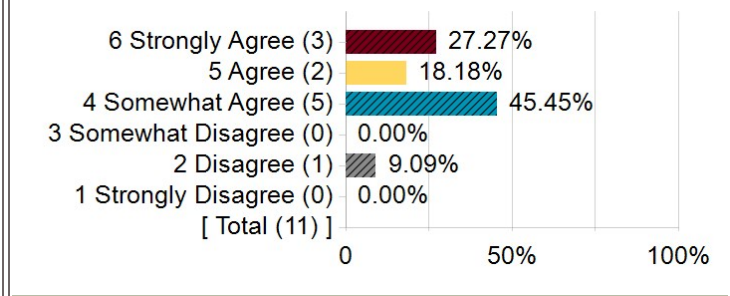
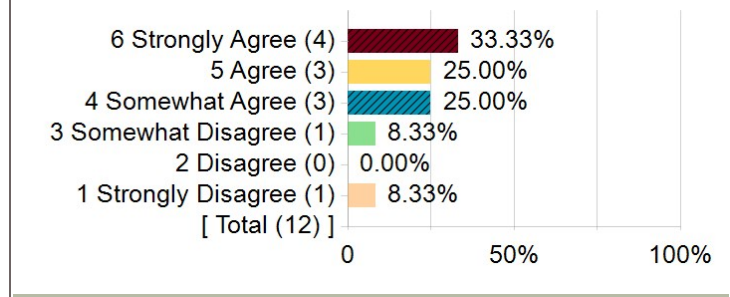
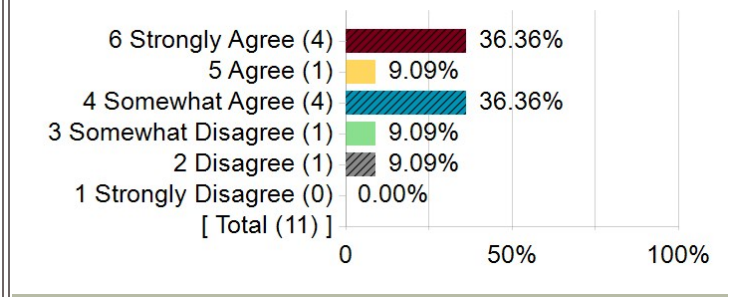
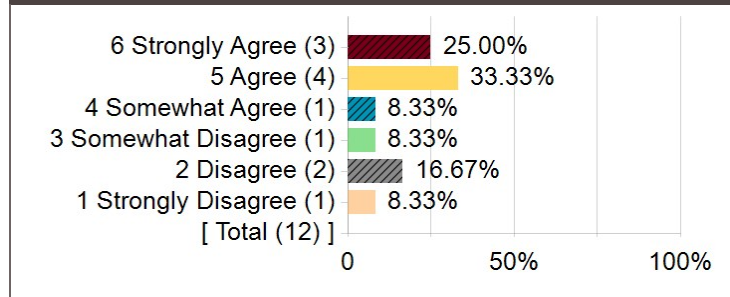
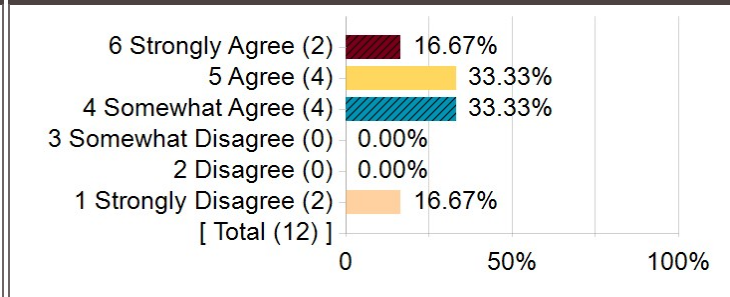


6. I would recommend this instructor to other students.

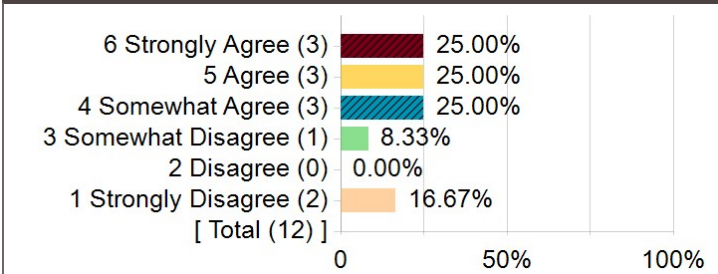






| <p>1. I have a deeper understanding of the subject matter as a result of this course.</p>                                                                                                                                                        | <p>2. My interest in the subject matter was stimulated by this course.</p>           |       |      |      |        |      |                    |      |                                                                                                                                                                                                                                                  |            |       |      |      |        |      |                    |      |
|--------------------------------------------------------------------------------------------------------------------------------------------------------------------------------------------------------------------------------------------------|--------------------------------------------------------------------------------------|-------|------|------|--------|------|--------------------|------|--------------------------------------------------------------------------------------------------------------------------------------------------------------------------------------------------------------------------------------------------|------------|-------|------|------|--------|------|--------------------|------|
|                                                                                                                                                                  |    |       |      |      |        |      |                    |      |                                                                                                                                                                                                                                                  |            |       |      |      |        |      |                    |      |
| <table border="1"> <thead> <tr> <th>Statistics</th> <th>Value</th> </tr> </thead> <tbody> <tr> <td>Mean</td> <td>4.58</td> </tr> <tr> <td>Median</td> <td>4.50</td> </tr> <tr> <td>Standard Deviation</td> <td>1.16</td> </tr> </tbody> </table> | Statistics                                                                           | Value | Mean | 4.58 | Median | 4.50 | Standard Deviation | 1.16 | <table border="1"> <thead> <tr> <th>Statistics</th> <th>Value</th> </tr> </thead> <tbody> <tr> <td>Mean</td> <td>4.55</td> </tr> <tr> <td>Median</td> <td>4.00</td> </tr> <tr> <td>Standard Deviation</td> <td>1.21</td> </tr> </tbody> </table> | Statistics | Value | Mean | 4.55 | Median | 4.00 | Standard Deviation | 1.21 |
| Statistics                                                                                                                                                                                                                                       | Value                                                                                |       |      |      |        |      |                    |      |                                                                                                                                                                                                                                                  |            |       |      |      |        |      |                    |      |
| Mean                                                                                                                                                                                                                                             | 4.58                                                                                 |       |      |      |        |      |                    |      |                                                                                                                                                                                                                                                  |            |       |      |      |        |      |                    |      |
| Median                                                                                                                                                                                                                                           | 4.50                                                                                 |       |      |      |        |      |                    |      |                                                                                                                                                                                                                                                  |            |       |      |      |        |      |                    |      |
| Standard Deviation                                                                                                                                                                                                                               | 1.16                                                                                 |       |      |      |        |      |                    |      |                                                                                                                                                                                                                                                  |            |       |      |      |        |      |                    |      |
| Statistics                                                                                                                                                                                                                                       | Value                                                                                |       |      |      |        |      |                    |      |                                                                                                                                                                                                                                                  |            |       |      |      |        |      |                    |      |
| Mean                                                                                                                                                                                                                                             | 4.55                                                                                 |       |      |      |        |      |                    |      |                                                                                                                                                                                                                                                  |            |       |      |      |        |      |                    |      |
| Median                                                                                                                                                                                                                                           | 4.00                                                                                 |       |      |      |        |      |                    |      |                                                                                                                                                                                                                                                  |            |       |      |      |        |      |                    |      |
| Standard Deviation                                                                                                                                                                                                                               | 1.21                                                                                 |       |      |      |        |      |                    |      |                                                                                                                                                                                                                                                  |            |       |      |      |        |      |                    |      |
| <p>3. Instructional technology employed in this course was effective.</p>                                                                                                                                                                        | <p>4. The activities in this course supported my learning.</p>                       |       |      |      |        |      |                    |      |                                                                                                                                                                                                                                                  |            |       |      |      |        |      |                    |      |
|                                                                                                                                                                  |    |       |      |      |        |      |                    |      |                                                                                                                                                                                                                                                  |            |       |      |      |        |      |                    |      |
| <table border="1"> <thead> <tr> <th>Statistics</th> <th>Value</th> </tr> </thead> <tbody> <tr> <td>Mean</td> <td>4.58</td> </tr> <tr> <td>Median</td> <td>5.00</td> </tr> <tr> <td>Standard Deviation</td> <td>1.51</td> </tr> </tbody> </table> | Statistics                                                                           | Value | Mean | 4.58 | Median | 5.00 | Standard Deviation | 1.51 | <table border="1"> <thead> <tr> <th>Statistics</th> <th>Value</th> </tr> </thead> <tbody> <tr> <td>Mean</td> <td>4.55</td> </tr> <tr> <td>Median</td> <td>4.00</td> </tr> <tr> <td>Standard Deviation</td> <td>1.37</td> </tr> </tbody> </table> | Statistics | Value | Mean | 4.55 | Median | 4.00 | Standard Deviation | 1.37 |
| Statistics                                                                                                                                                                                                                                       | Value                                                                                |       |      |      |        |      |                    |      |                                                                                                                                                                                                                                                  |            |       |      |      |        |      |                    |      |
| Mean                                                                                                                                                                                                                                             | 4.58                                                                                 |       |      |      |        |      |                    |      |                                                                                                                                                                                                                                                  |            |       |      |      |        |      |                    |      |
| Median                                                                                                                                                                                                                                           | 5.00                                                                                 |       |      |      |        |      |                    |      |                                                                                                                                                                                                                                                  |            |       |      |      |        |      |                    |      |
| Standard Deviation                                                                                                                                                                                                                               | 1.51                                                                                 |       |      |      |        |      |                    |      |                                                                                                                                                                                                                                                  |            |       |      |      |        |      |                    |      |
| Statistics                                                                                                                                                                                                                                       | Value                                                                                |       |      |      |        |      |                    |      |                                                                                                                                                                                                                                                  |            |       |      |      |        |      |                    |      |
| Mean                                                                                                                                                                                                                                             | 4.55                                                                                 |       |      |      |        |      |                    |      |                                                                                                                                                                                                                                                  |            |       |      |      |        |      |                    |      |
| Median                                                                                                                                                                                                                                           | 4.00                                                                                 |       |      |      |        |      |                    |      |                                                                                                                                                                                                                                                  |            |       |      |      |        |      |                    |      |
| Standard Deviation                                                                                                                                                                                                                               | 1.37                                                                                 |       |      |      |        |      |                    |      |                                                                                                                                                                                                                                                  |            |       |      |      |        |      |                    |      |
| <p>5. The amount of effort needed to be successful in this course is reasonable.</p>                                                                                                                                                             | <p>6. The grading standards for this course were clear.</p>                          |       |      |      |        |      |                    |      |                                                                                                                                                                                                                                                  |            |       |      |      |        |      |                    |      |
|                                                                                                                                                                |  |       |      |      |        |      |                    |      |                                                                                                                                                                                                                                                  |            |       |      |      |        |      |                    |      |
| <table border="1"> <thead> <tr> <th>Statistics</th> <th>Value</th> </tr> </thead> <tbody> <tr> <td>Mean</td> <td>4.17</td> </tr> <tr> <td>Median</td> <td>5.00</td> </tr> <tr> <td>Standard Deviation</td> <td>1.75</td> </tr> </tbody> </table> | Statistics                                                                           | Value | Mean | 4.17 | Median | 5.00 | Standard Deviation | 1.75 | <table border="1"> <thead> <tr> <th>Statistics</th> <th>Value</th> </tr> </thead> <tbody> <tr> <td>Mean</td> <td>4.17</td> </tr> <tr> <td>Median</td> <td>4.50</td> </tr> <tr> <td>Standard Deviation</td> <td>1.64</td> </tr> </tbody> </table> | Statistics | Value | Mean | 4.17 | Median | 4.50 | Standard Deviation | 1.64 |
| Statistics                                                                                                                                                                                                                                       | Value                                                                                |       |      |      |        |      |                    |      |                                                                                                                                                                                                                                                  |            |       |      |      |        |      |                    |      |
| Mean                                                                                                                                                                                                                                             | 4.17                                                                                 |       |      |      |        |      |                    |      |                                                                                                                                                                                                                                                  |            |       |      |      |        |      |                    |      |
| Median                                                                                                                                                                                                                                           | 5.00                                                                                 |       |      |      |        |      |                    |      |                                                                                                                                                                                                                                                  |            |       |      |      |        |      |                    |      |
| Standard Deviation                                                                                                                                                                                                                               | 1.75                                                                                 |       |      |      |        |      |                    |      |                                                                                                                                                                                                                                                  |            |       |      |      |        |      |                    |      |
| Statistics                                                                                                                                                                                                                                       | Value                                                                                |       |      |      |        |      |                    |      |                                                                                                                                                                                                                                                  |            |       |      |      |        |      |                    |      |
| Mean                                                                                                                                                                                                                                             | 4.17                                                                                 |       |      |      |        |      |                    |      |                                                                                                                                                                                                                                                  |            |       |      |      |        |      |                    |      |
| Median                                                                                                                                                                                                                                           | 4.50                                                                                 |       |      |      |        |      |                    |      |                                                                                                                                                                                                                                                  |            |       |      |      |        |      |                    |      |
| Standard Deviation                                                                                                                                                                                                                               | 1.64                                                                                 |       |      |      |        |      |                    |      |                                                                                                                                                                                                                                                  |            |       |      |      |        |      |                    |      |

7. I would recommend this course to other students.



| Statistics         | Value |
|--------------------|-------|
| Mean               | 4.17  |
| Median             | 4.50  |
| Standard Deviation | 1.75  |

## What did the instructor do that most helped your learning?

| Comments                                                                                                                                                                                                                                     |
|----------------------------------------------------------------------------------------------------------------------------------------------------------------------------------------------------------------------------------------------|
| Diego was great. He was kind, understanding, and interesting to listen to.                                                                                                                                                                   |
| In recitation each Friday he helped our discussion section with concepts we had a difficult time grasping. He also clearly loves the topic of economics which made his discussions very enjoyable even though they were held Friday mornings |
| Ran through multiple ways to find a solution, and showed how to attack different problems with confidence.                                                                                                                                   |
| He emailed me back, but that's it. I have nothing nice to say about this instructor.                                                                                                                                                         |
| weekly review                                                                                                                                                                                                                                |
| Very careful in short.                                                                                                                                                                                                                       |
| When I don't understand, I will send an email after class and the teacher will reply in time                                                                                                                                                 |
| More examples will help us understand the knowledge point better.                                                                                                                                                                            |

## What suggestions do you have for improving the course?

| Comments                                                                                                                                                                                                                                                                                                                     |
|------------------------------------------------------------------------------------------------------------------------------------------------------------------------------------------------------------------------------------------------------------------------------------------------------------------------------|
| Curving the class or doing something to allow points back on exams. I feel like there is so much pressure and do much content covered that it is impossible to be successful without sacrificing another class' time for studying / homework, even on a fairly reasonable courseload.                                        |
| Ask the students to answer more questions to encourage practice.                                                                                                                                                                                                                                                             |
| PLEASE DO BETTER AT EXPLAINING THE MATERIAL. The homework assignments were super difficult, and you not explaining the material well was even worse. AND TEACH STUFF THAT IS NECESSARY FOR THE HOMEWORK. SERIOUSLY. This class was the worst with your and the professor's teaching, I hope I never get either of you AGAIN! |
| More past problem set review                                                                                                                                                                                                                                                                                                 |
| Hope the course can be easier, the math is really bad. . .                                                                                                                                                                                                                                                                   |
| I suggest more practice                                                                                                                                                                                                                                                                                                      |
| Slow down the lecture, assign appropriate homework, and have some detailed solutions after the corrections.                                                                                                                                                                                                                  |